

Elective Home Education Report

1st September 2018 to Friday 24th May 2019

Terms 1-5



Introduction ▼

This report focuses on Kent's Elective Home Education (EHE) current population for the academic year 2018/19 – Terms 1-5 as well as starters and leavers to the service during this period`.

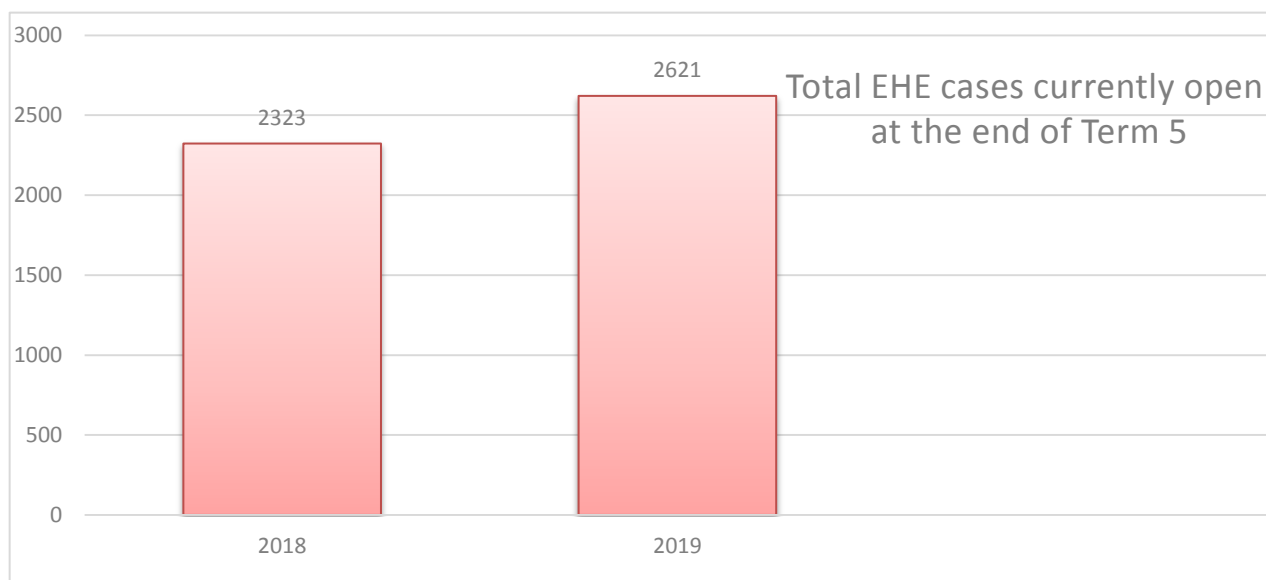
Key Findings ▼

- The total number of children and young people currently registered as Elective Home Education (EHE) has increased to 2621 at the end of Term 5 2019. This represents an increase of 13% compared to the end of Term 5 2018.
- The six EHE Support and Advice Officers have completed 1530 visits to new and historic families within Terms 1-5 2018/19.
- The total number of CYP registered at any point during this academic year is 3579.
- The highest number of CYP referrals made this academic year reside in the district of Swale (12.5%) and the third highest number reside in Thanet (10.6%). These are two of Kent's most deprived districts. Maidstone is the second highest district with 11.71% of referrals. Maidstone currently has pressure in some primary school year groups which may be a factor.
- Of the current cohort of CYP registered to home educate 28.3% are known to Early Help (current and historic) and 25.8% are known to Social Services (current and historic).
- Currently there are 132 CYP with an EHCP (SEN) registered to home educate, an increase of 32% compared to Term 5 2018.
- Over the past 2 years, there has been an increasing trend for CYP registering to home educate within Key Stage 3 and Key Stage 4. Currently, Key Stage 3 represents 31% of the cohort and Key Stage 4 represents 31% of the cohort.
- Data from schools suggests the main reason for off rolling a CYP to home educate stated by parents is that this is their preferred method of education (50.1%). Anxiety and health reasons are cited for 16.3% of cases representing an increase of 5.2% compared to the academic year 2017/18.
- During this academic year to date 958 CYP ceased being registered as EHE to the service. 60% of cases closed were open for a year or less; this may indicate that home education has been chosen by parents as a short-term intervention.
- During term 5 the home education team have been contacting Year 11 families to ascertain onward destinations of the CYP as part of the NEET (Not in Employment, Education or Training) prevention process. Of the 422 year 11 registered to home education, 135 CYP (32%) already have a September guarantees for EET(In Employment, Education or Training).

EHE Current Population ▼

1 st September 2018 – 24 th May 2019 (Terms 1-5)	
Total EHE cases currently open at the end of Term 5	2621
Total cases opened during this period	1282
Total cases closed during this period	958
Total registered at any point during this period	3579
Total visits (new and historic cases)	1530
Total visits declined (not engaging/not home/cancelled)	1315

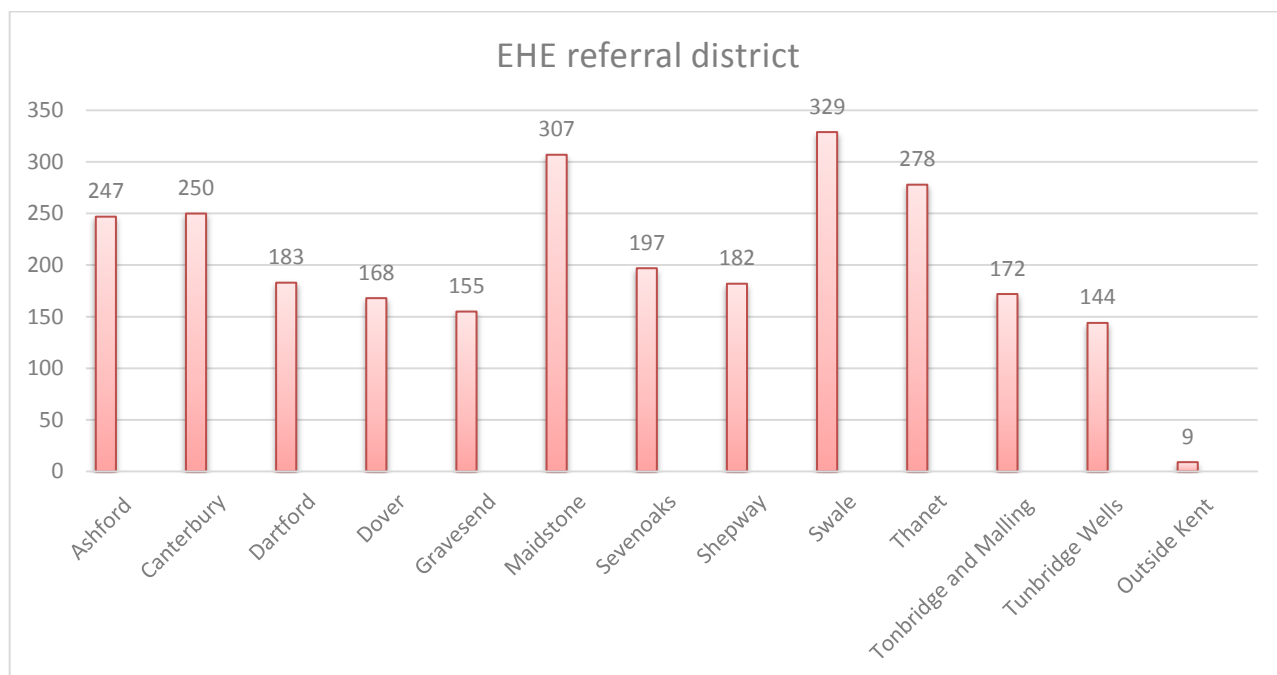
The total number of CYP registered to EHE in Kent continues to increase. At the end of Term 5 2019, 2621 CYP are registered to home educate, representing an increase of 13% compared to those registered at the end of Term 5 2018.



The total number of CYP registered at any point during this academic year to date is 3579. Representing an increase of 19% compared to the academic year 2017/18 where the total number of children registered at any point was 3012. This is a marked increase, given that there is still one term remaining in this academic year.

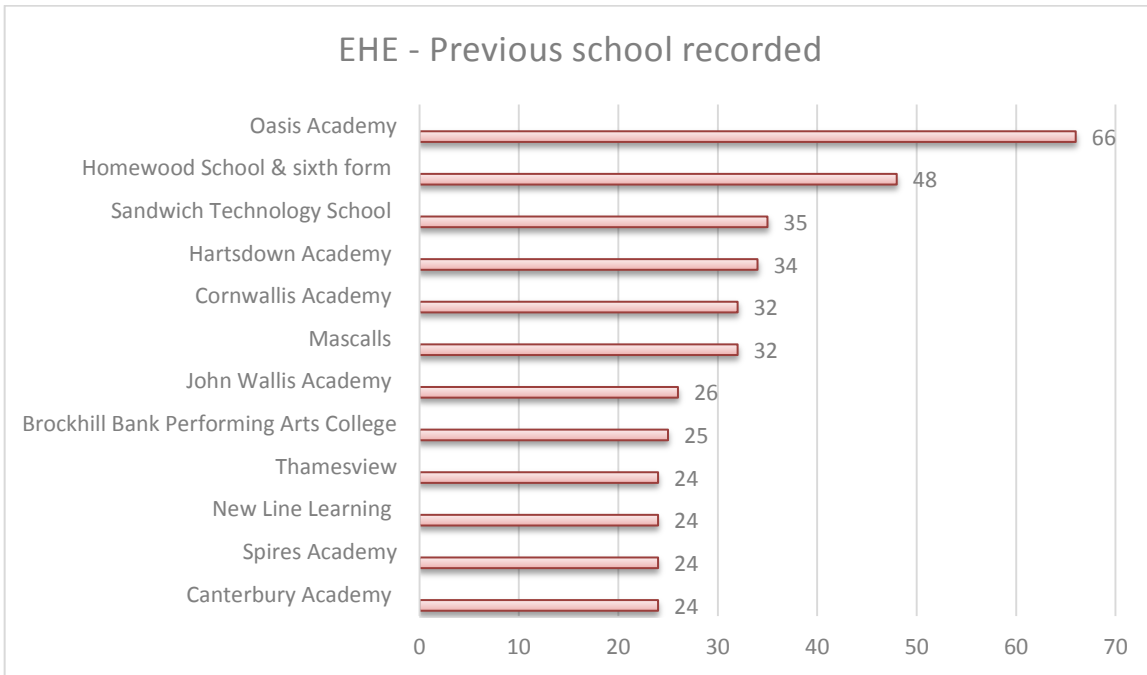
Referral district ▼

The highest number of CYP registered to EHE reside in the district of Swale (12.55%) and third highest number reside in Thanet (10.6%). These are two of Kent's most deprived districts. The district of Maidstone has the second highest number of referrals (11.71%). Maidstone currently has a pressure on primary school places which may be reflected within this figure; a situation compounded by the ongoing conversion of commercial properties into residential.



Previous school recorded ▼

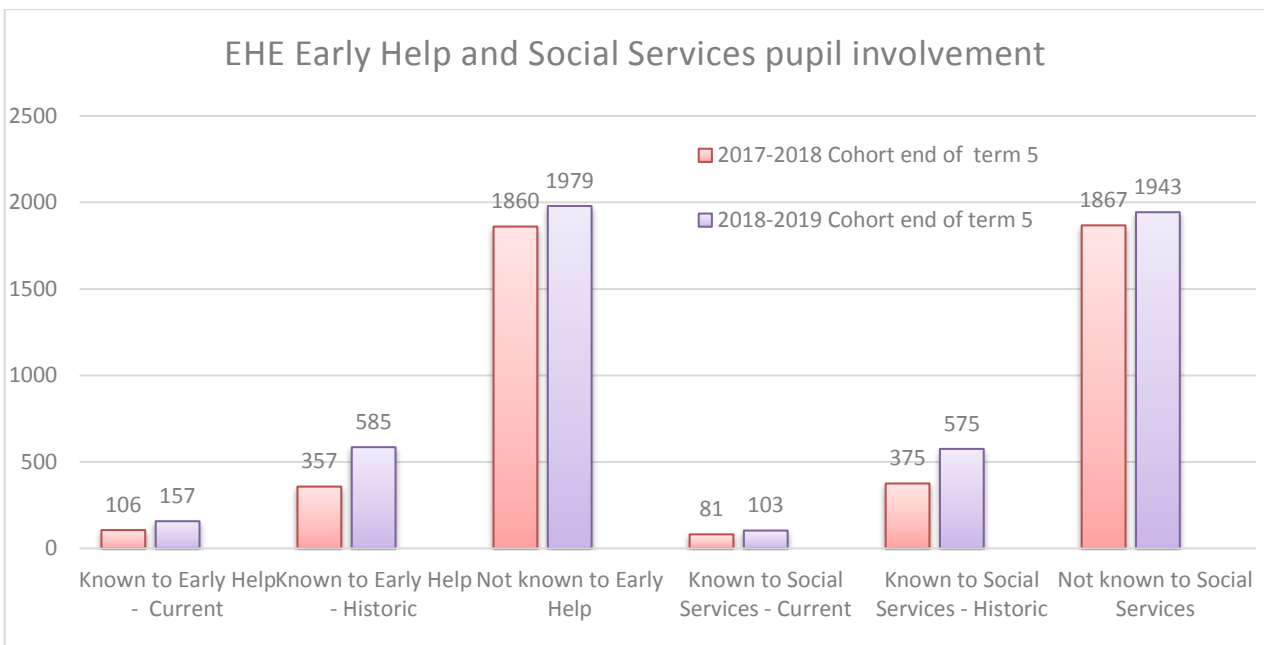
The EHE team record pupil's previous schools prior to them becoming home educated for monitoring purposes. Of the CYP currently registered as EHE, the top 12 previous school are unsurprisingly all secondary schools. There does not appear to be any major patterns of concern in primary except for Half Way Houses Primary School, which like Oasis Academy is located on the Isle of Sheppey.



Other service involvements ▼

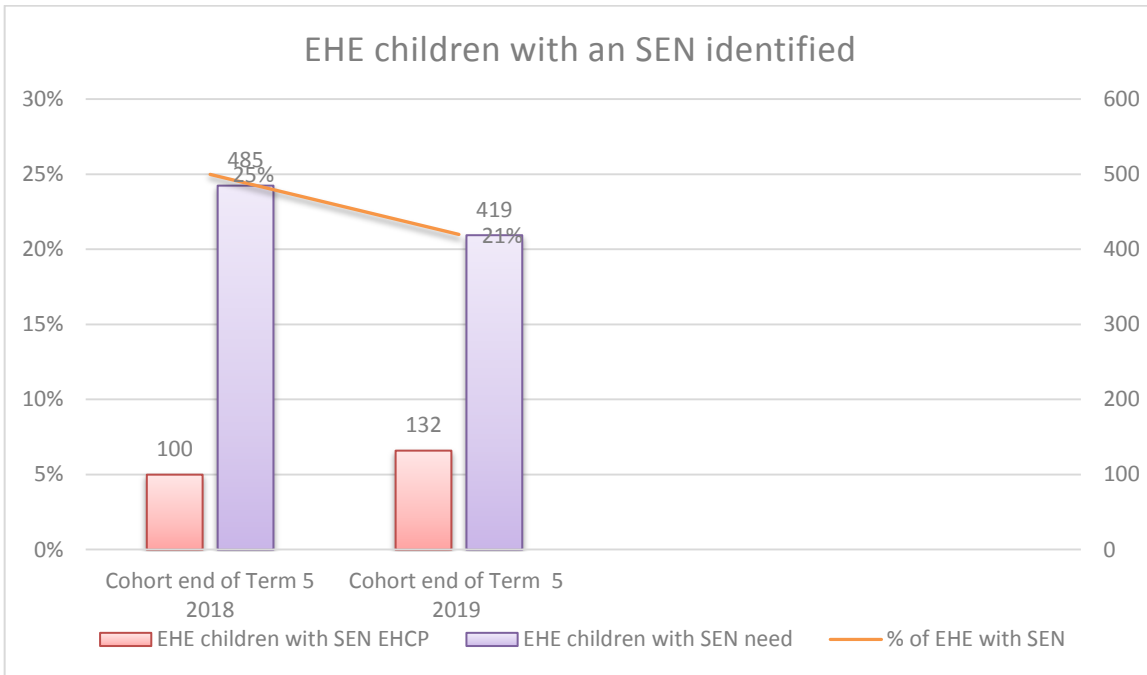
Of the current cohort of CYP registered to home education, 28.3% are known to Early Help (current and historic) and 25.8% are known to Social Services (current and historic).

54.1% of the current cohort are known to either Social Services and/or Early Help. This indicates a significant proportion of parents who opt to home educate may not be able to provide their children with a suitable level of education, due to the wider environmental and social issues they are facing.



Special Educational Needs within EHE ▼

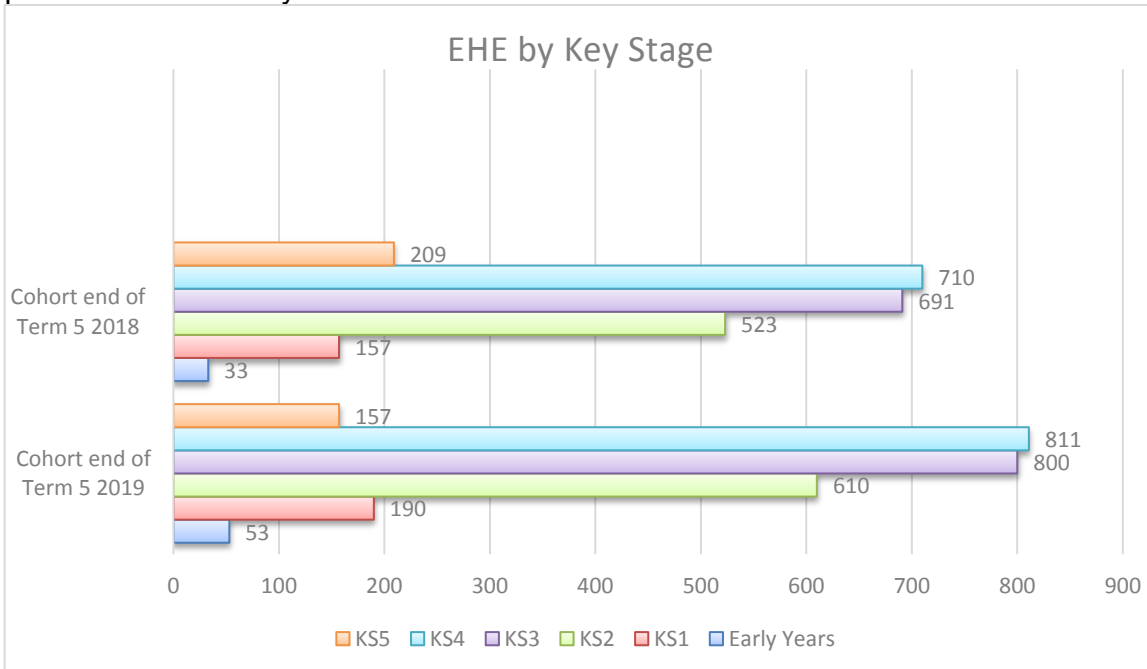
To date there are 132 CYP with an EHCP (SEN) registered to home educate, an increase of 32% compared to the end of Term 5 2018.



Key Stages ▼

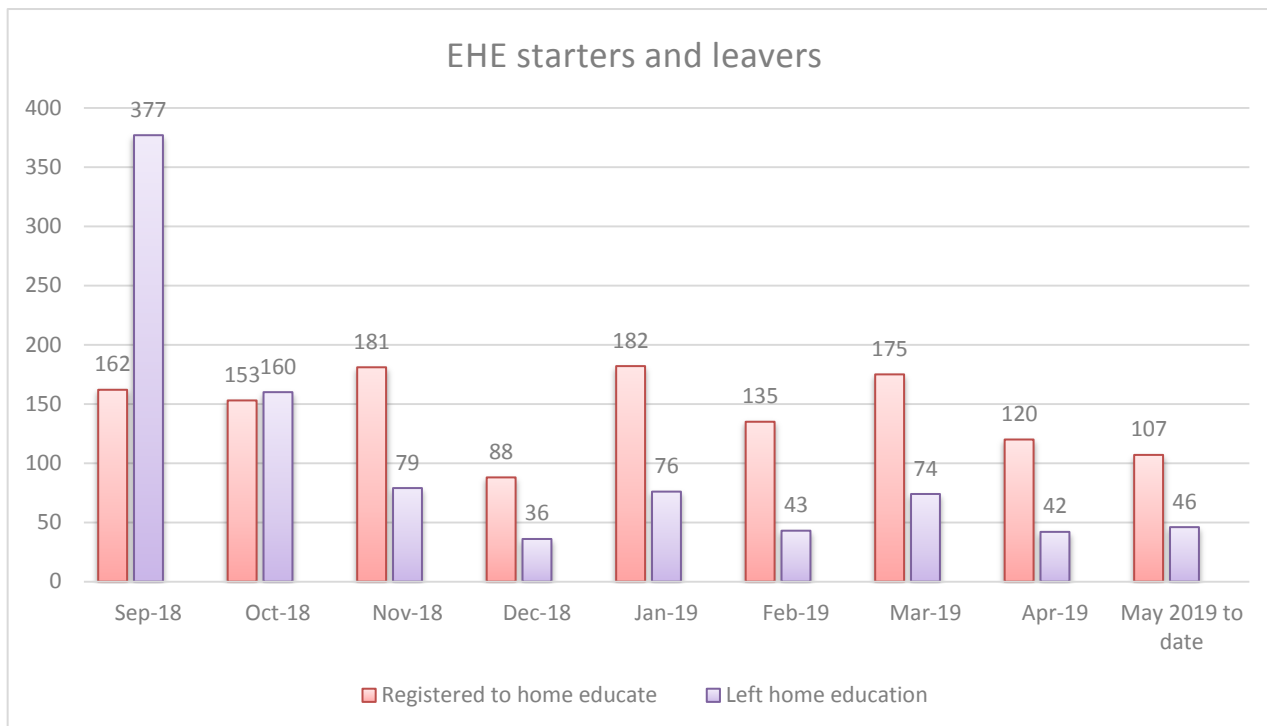
Over the past 2 years, there has been an increasing trend for CYP within Key Stage 3 and Key Stage 4 to be home educated. Currently, Key Stage 3 represents 31% of the cohort and for Key Stage 4 represents 31% of the cohort.

There has been an 15% percentage point increase in the number of CYP registered to EHE in Key Stage 3 and Key Stage 4 at the end of Term 5 compared to the same time in the previous academic year.



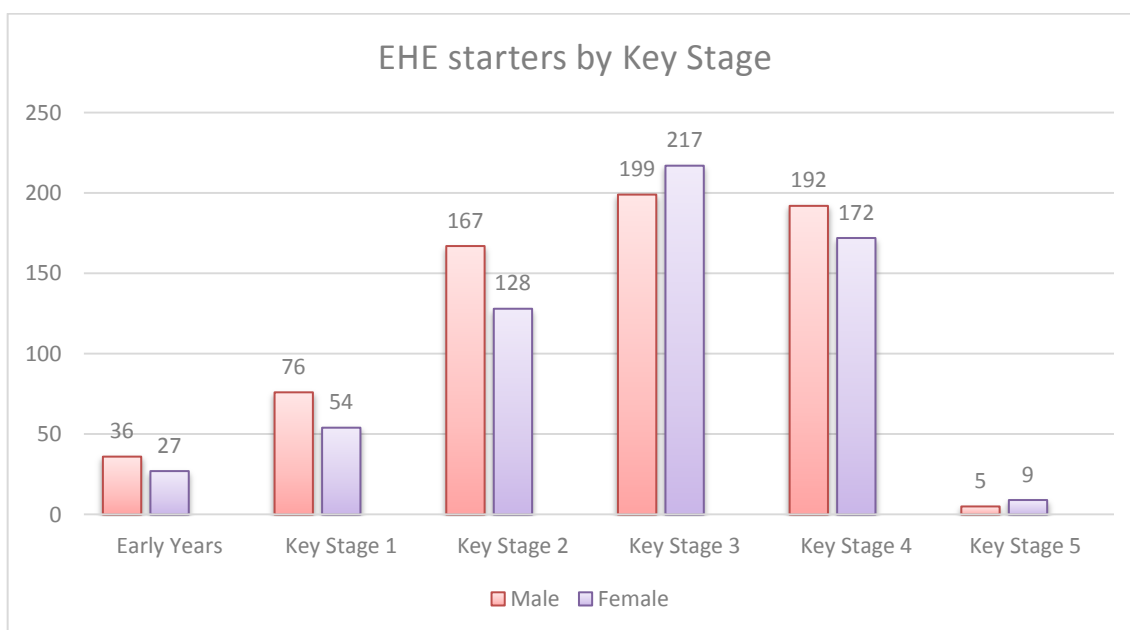
Starting and Leaving EHE this academic year ▼

In Terms 1 – 5 2019, 1282 CYP have registered to EHE. Since November 2018, the number of CYP registered to home educate each month is higher the number of CYP who have left home education.



EHE Starters ▼

The majority of CYP who became home educated this academic year in Terms 1-5 were in Key Stage 3 and Key Stage 4. The highest number of EHE referrals were made from secondary schools Years 9 (12%), 10 (15%) and 11 (15%). This is a pivotal time in a pupil’s education career when CYP are undertaking their GCSE examinations. It raises the question as to why parents are choosing to home educate at this late stage in their child’s education. Within primary schools the highest number of EHE referrals were made in Years 2 (6%) and 6 (7%). These year groups are the end of Key Stage 1 and Key Stage 2 where the children complete SAT’s examinations.



Reasons for Elective Home Education ▼

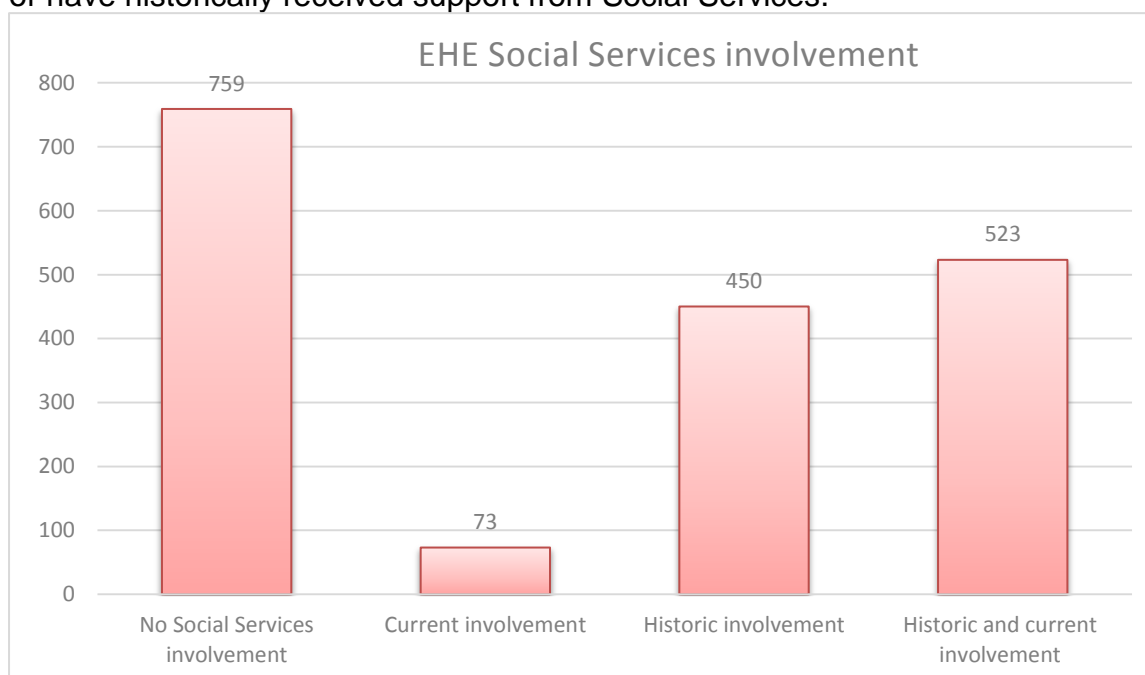
Schools stated, 'preferred method of education' (50.1%) as the main reason for off-rolling CYP to home education. Anxiety and health reasons are cited for 16.3% of cases representing an increase of 5.2% since 2017/18, which is concerning in relation to health issues.

Reason	2017-2018	2018-to date	2 Year Trend
Referral from CME	1.8%	3%	↑
Anxiety and health	11.1%	16.3%	↑
Bullying	2.6%	3.5%	↑
Dissatisfied with the system	5.7%	5.3%	↔
Distance and access to school	4.8%	3.4%	↓
Other	21.8%	3.8%	↓
Parent child relationship	0.7%	0.2%	↔
Philosophical or ideological	0.5%	0.2%	↔
Preferred method of education	32.9%	50.1%	↑
Religious or cultural	2.6%	1.4%	↓
Short term intervention	4.6%	5%	↑
SEN	1.5%	2.3%	↑
Unwillingness or inability	10%	5.9%	↓

Cavate – the EHE 1 form schools complete when off rolling a CYP to home education have been changed to match the ADCS Survey and will be reported upon next term. Alongside this the team will be able to cite the parent's reason for choosing to home educate.

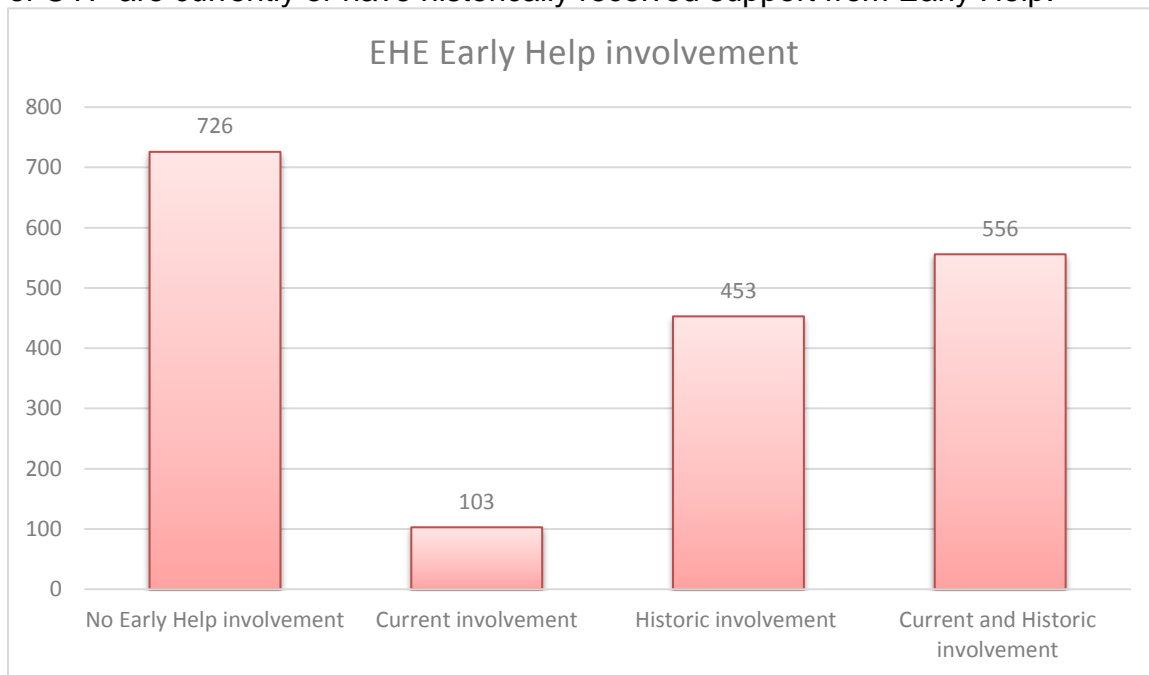
Other service involvements ▼

Social Services continues to provide support to a significant number of CYP who have been registered as EHE this academic year. 6% of CYP registered to home educate in Terms 1-5 have current involvement with the service. 41% of CYP are currently known or have historically received support from Social Services.



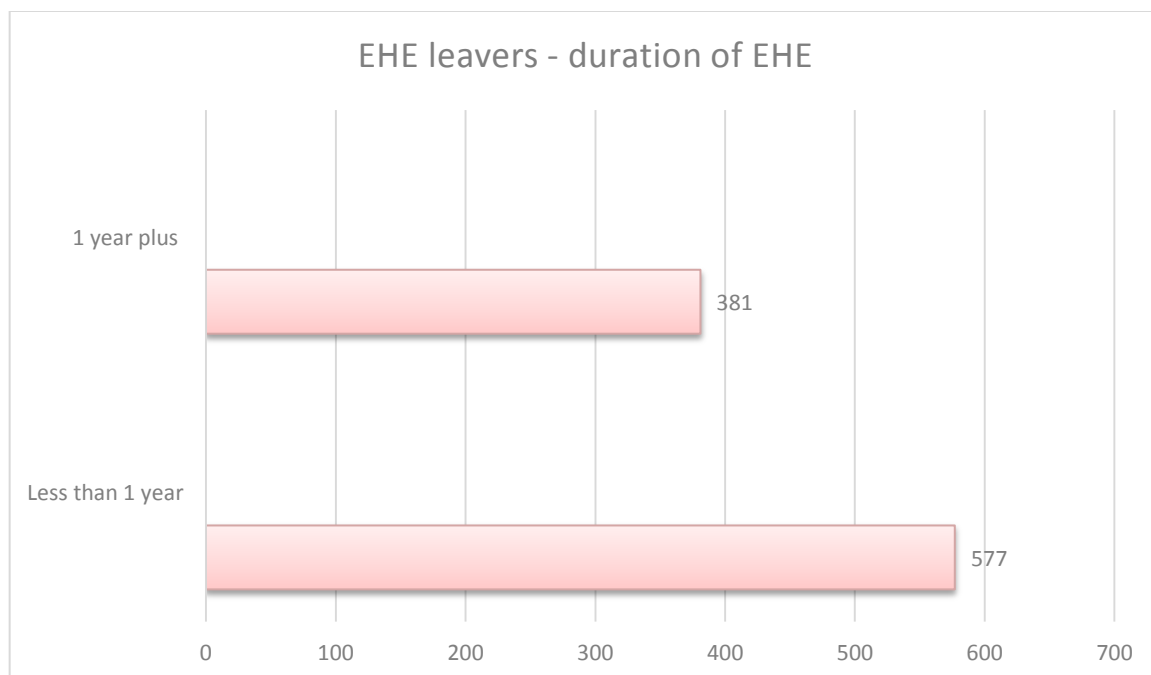
Early Help currently supports a significant number of CYP. 8% of children registered

to home educate in Terms 1-5 have current involvement with the service. 43% of CYP are currently or have historically received support from Early Help.



EHE Leavers ▼

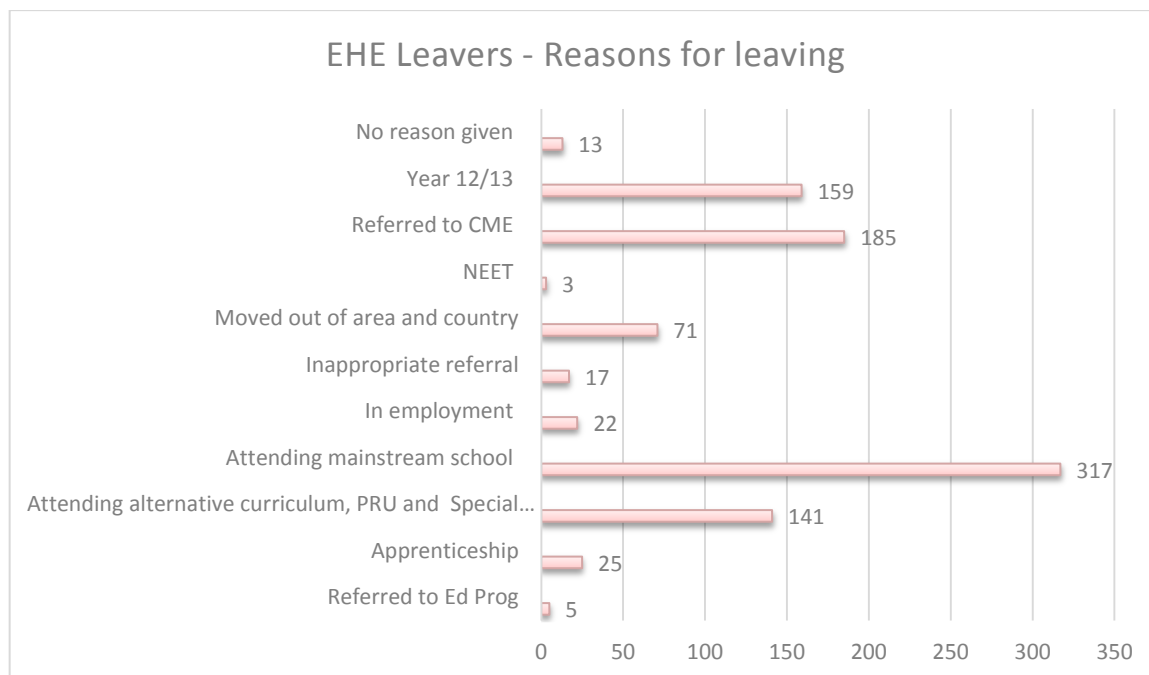
The majority of CYP leaving EHE in 2018/19 Terms 1-5 have been registered to home educate for less than one year. This may indicate that home education is being used as a short-term intervention, rather than a philosophical or lifestyle choice.



CAVATE – due to the implementation of Synergy – (our new database) the data has been defined as one year plus and less than one year for the duration of EHE. As time progresses these data ranges will become more specific.

EHE reasons for leaving home education ▼

The majority of CYP leaving home education this academic year are now attending a mainstream school (33%).



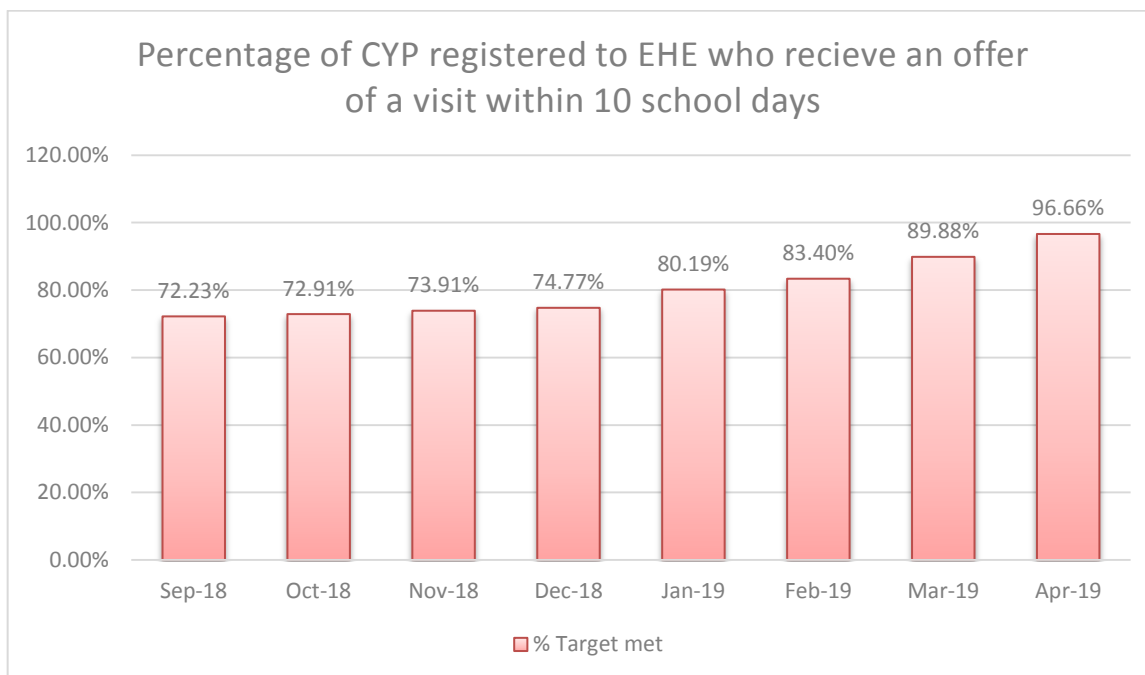
Directorate Scorecard Indicators ▼

CYPE20 Percentage of children registered to EHE where the LA is not satisfied a child is in receipt of suitable education, referred to CME.

CYPE 21 Percentage of registered EHE children requiring a school place, offered a school within 60 school days.

Cavate: CYPE 20 and 21 are new indicators and currently Synergy reports are being written to provide this data set.

CYPE 22 Percentage of CYP registered to EHE who receive an offer of a visit within 10 school days of them being brought to our attention



The percentage of CYP registered to home education who receive an offer of a visit within 10 school days of them being brought to the team's attention has increased from 72.23% to 96.66%. This is largely due to the implementation of Synergy and processes followed within the EHE administration team.

Conclusions ▼

In Terms 1-5 2018/19 the EHE Support and Advice Officers have continued to focus on increasing the numbers of visits made and developing positive relationships with home educating families.

The use of our Synergy database provides the EHE Support and Advice Officers with clear workflows to follow, they are supported by the administrative team who provide new referral information on receipt of registering a referral on the database. The processes the EHE Support and Advice Officers follow, working collaboratively with the CME team and the Senior Access to Education Officers, ensures that pupils who are not in receipt of a suitable education are recognised early and a school place identified where necessary without delay.

Further training and collaborative working with schools to prevent parents choosing to home educate when it is clearly not an appropriate option is still required. Data is captured to identify patterns and schools who have high numbers of CYP off-rolled to home education. The IYFA protocol ensures that where education is deemed unsuitable that the CYP will return to the school they last attended.

The Fair Access team are incredibly proud of the work that the EHE team is delivering and the Kent model is one that the other local authorities are keen to replicate. Kent Chair the South East Elective Home Education Officers forum, which has over 80 members from 48 authorities, Kent also sit on the National group Association of Elective Home Education

Professions. As one of the largest local authorities, Kent is proactive at being at the forefront of future legislation change to ensure that all CYP access the level of education to which they are entitled.

Data Summary ▼

The presented data is based upon EHE referrals within Kent County Councils term dates and therefore may be marginally different to the figures in Management Information's monthly reports.